

# Jolimont Primary School

## Annual Report 2025



# Contents

Contents	Page 2
Our School	Page 3
Principal's Summary	Page 4
Board and P&C Summary	Page 5
Student Achievement and Progress	Page 6
Enrolments and Attendance	Page 8
Destination Schools	Page 9
National School Opinion Survey	Page 9



## Our School

Jolimont Primary School is an Independent Public School (IPS) which has been part of the community since 1905. The school has an exceptional reputation, a vibrant learning community and beautiful natural grounds. Jolimont is renowned for its culture of excellence, inclusivity and innovation.

Staff are committed to ensuring the continuation of past merits and tradition, fostering a nurturing environment in which every child is supported to flourish. Programs reflect current best practice in education and are renowned for their explicit teaching of literacy and numeracy, and draw from children's own interests and lives.

Project-based programs enhance creative and critical thinking, problem solving, and develop self-concept and intrinsic motivation. Students participate in a wide variety of extra-curricular activities and programs which encourage and develop personal growth, leadership skills, resilience and intellect.

Strong alliances exist between the Board and P&C which enables strong alignment with school priorities and resources. We acknowledge the members of the School Board for their robust governance, and the Parents and Citizens Association for their ongoing success to sustain our strong and supportive community.

We will continue to build upon our accomplishments by striving to inspire a joy of learning, encouraging our children to succeed and providing an excellent education for the students in our care.



**PRINCIPAL ADDRESS**

The 2025 Annual Report provides a comprehensive overview of our school’s achievements over the past year. It highlights student performance across academic and non-academic areas and details progress in implementing our key strategies.

This year was another highly successful rewarding year for the students, staff, and families of Jolimont Primary School. Working closely with our community, and particularly our School Board, we continued to excel, further enhancing our reputation as an exemplary school. We are proud to have achieved strong NAPLAN results which showed we were the only state primary school in the top 20 in WA and led the nation with student progress.

Importantly, 2025 marked the first year of our new Business Plan, which established priority areas, targets, and strategies that reflect our school community’s shared beliefs and practices. These include:

- Promoting student agency, learning and achievement
- Enhancing a learning environment that champions inclusivity, wellbeing and engagement
- Inspiring shared leadership for impact
- Strengthening connection through relationships and partnerships
- Supporting strategic resourcing

This year also saw a strong focus on recognising and celebrating excellence. Our Board Chair and P&C President collaborated to submit nominations for the WA Education Awards in both Excellence in Teaching and Learning and Excellence in School Leadership. We are delighted that our school community so clearly values the school’s commitment to educational excellence.

A defining feature of 2025 was undoubtedly the Joli Green Project, brought to life through several major community fundraising initiatives. Our heartfelt thanks go to our P&C President and team members, and the hundreds of donors and school families who contributed, whether by baking, selling sausages, creating pots and growing plants, donating time, offering other support and purchasing items for the new area. This collective effort brought the vision to fruition, leaving a legacy for students and our community for years to come.

I extend my deep gratitude to our students and families for their active participation, goodwill, and responsiveness throughout the year. Our strong partnership with the community is invaluable, and we greatly appreciate the support and opportunities provided by local organisations in advancing the education and wellbeing of our students.

Finally, I wish to acknowledge the members of our School Board for their steadfast governance, and the Parents’ and Citizens’ Association for their ongoing support of the school executive team, staff, and students. Your loyalty, energy, and commitment are genuinely appreciated by all.

2025 was indeed a Year of Grit: showcasing the resilience, dedication, and spirit of our entire Jolimont School community.

Barbara Iffla, Principal

**Jolimont students ace test of reading, writing and maths skills**

# HEAD OF THE CLASS IN NAPLAN RESULTS

**BETHANY MATY** Jolimont Primary School, one of only two WA primary schools revealed for achieving higher than expected results in this year's national reading, writing and maths tests.

The Australian Curriculum, Assessment and Reporting Authority (ACARA) reported that 11 schools recognised those that achieved above the expected results on the national NAPLAN tests when compared to schools across the country with a similar socio-economic standing.

At Jolimont Primary School, 68 per cent of Year 5 students achieved above average progress in literacy and 62 per cent in reading when compared with students of their background and with the same socio-economic standing as their peers.

Principal Barbara Iffla said her staff were "delighted and proud" their efforts were making a significant difference to their students.

"We are passionate about providing student agency and ownership the whole school," she said.

Iffla's 10th teacher, Melissa, which had just seen the first cohort of students finish Year 5 this year, was among the 11 public high schools recognised as making such progress thanks to its focus on high-quality teaching and learning, 1.5-hour blocks, Agreements, Literacy, Learning, and Wellbeing across high schools were also included.

Seven Catholic secondary schools were also recognised for making above average progress.

**Jolimont P&C President Barbara Iffla, Pictured: Andrew Hitchcock**

WA parents can see any national test school's results by logging in to the updated MySchool website. The website enables users to see how every school performed on this year's NAPLAN tests. For the first time in several years, this year's results showed that on average progress from Year 5 to 6 or from Year 6 to 7. The reporting methods for this data changed in 2023.

"The update also means schools' lowest attendance and finance figures are no longer a barrier to their progress," she said.

While ACARA discourages larger tables that rank schools based on these outcomes, the high test results in literacy and maths are a sign of the school's success in achieving above average results in all areas.

The school's success is a result of the highest quality teaching and learning practices, she said, which are supported by strong leadership, writing and numeracy.

**NATIONAL NAPLAN** results provided an opportunity for the school to celebrate its success in a way that recognises the individual circumstances of a school, as well as to better identify areas for improvement.

Ms Iffla thanked Prime Minister Anthony Albanese for his support in the test, and thanked the school's staff for their "significant" contribution to the school's success.

"We have a significant English as a second language student population, and the 'Word Origins' program has supported their learning over the past few years while also providing a great daily lesson review to practice what students have learnt."

Ms Iffla said that in the past two years by professional learning, a greater focus had been placed on staff improving high impact teaching strategies.

More than 1.5 million students in Years 5, 6, 7 and 8 on the NAPLAN tests in March.

Year 5 Jolimont Primary School students Abhinav Gangaraj, Even Kiddle and Ella Chidgery. Pictured: Andrew Hitchcock



## BOARD CHAIR SUMMARY

In 2025, the Board continued to provide strong governance and strategic oversight, working closely with the leadership team, staff and P&C to support the delivery of the 2025–2028 Business Plan. Staff presentations across STEM, Sustainability, Health & Wellbeing and Inclusivity & Diversity highlighted thoughtful planning and a clear commitment to meeting student needs.

The Board reviewed the school's NAPLAN and survey data, noting that Jolimont students continue to perform at a very high level. Achievement and progress remained above or similar to Like Schools across most areas, with Year 5 students again showing particularly strong results. School survey data reflected high levels of satisfaction from students, parents and staff, reinforcing the school's positive learning culture and the strength of its teaching and leadership teams.

A highlight of the year was hearing from our Year 6 Student Leaders at the October meeting. Their confident presentations in areas such as Art, Sustainability, Digital Technologies and the Care Council demonstrated impressive leadership skills, and the value Jolimont places on student voice.

The Board also remained closely involved in the Joli Green Project. With more than \$170,000 raised by the P&C, the project is now fully funded, with construction scheduled for the 2025–26 summer break. We acknowledge and thank the P&C for their exceptional contribution to this significant school improvement initiative.

Across the year, the Board fulfilled its core responsibilities, including financial oversight, policy review and renewal of member tenures. We welcomed new members and thanked those concluding their service for their commitment and contributions.

As I complete my final year as Board Chair, I would like to express my sincere gratitude to our staff, leadership team, parents, and fellow Board members. I am continually impressed by the strength of this community and the commitment of those who support it.

In 2026, the Board will be chaired by Claire Paparo, and I wish her and the Board every success.

*Claire Smith, Board Chair*

## P&C PRESIDENT'S SUMMARY

2025 was a massive year for the Jolimont P&C. It was ambitious, volunteer-powered, and honestly a bit mad in the best way. Across the year, our community showed up in force to deliver fundraising, events, and practical support that strengthened school connection and created real, visible impact.

After two years as President, I can genuinely say we have an incredible school community. In 2025 we really rallied together, and it shows in what we were able to achieve, particularly in support of the Joli Green Project. A big part of that success was the strong synergy between the School Board, school leadership and the P&C. When we're aligned, things move faster, communication is clearer, and the impact is bigger.

A defining focus of 2025 was the Joli Green Project, transforming the school's internal courtyard into a greener, shadier, more inclusive space for students and families to enjoy. In 2025, the P&C proudly donated \$140,000 directly to Joli Green, helping bring the vision to life and creating a legacy that will benefit the school for years to come. We also contributed \$15,000 to the school's computer fund, supporting resources that strengthen learning across the school. In pure delivery terms, the P&C ran 10+ volunteer-led events across the year, building community spirit while raising vital funds for school priorities. We also delivered two major Election Day fundraisers (State and Federal), including the sausage sizzle, cake stall and plant sale, collectively raising over \$20,000. We finished strongly with Melodies & Masterpieces, raising over \$10,000. Alongside events, our product-led fundraising streams performed exceptionally, including over \$4,000 raised through digital prints and over \$20,000 through brick sales, giving families meaningful ways to contribute and be part of the legacy.

None of this happens without people. Amanda Martin played an integral role in the P&C across the past four years and was a key part of 2025's success. I also want to acknowledge the Executive Committee, Alex, Jasmine and Daniel, whose ongoing support and leadership in 2025 has been invaluable. Most of all, thank you to the many volunteers, donors and families who helped in ways big and small. 2025 was a genuine community effort, and it created connection as much as it created impact.

*Pip Wilsie, P&C President*

**STUDENT ACHIEVEMENT AND PROGRESS**

These tables show Jolimont year 3 and 5 stable cohort achievement compared to similar socio-economic 'Like School' mean.

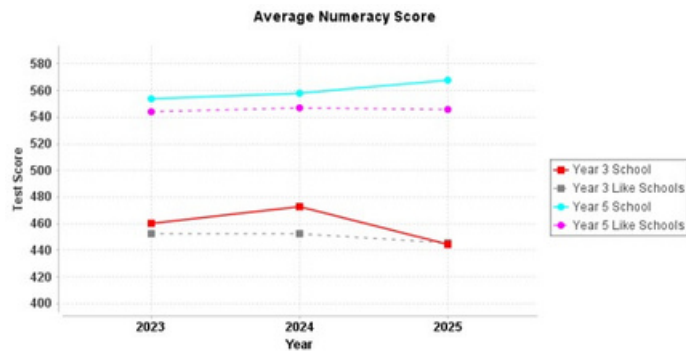
Year 3	Target Achieved 2025
Numeracy	
Writing	
Reading	
Spelling	
Grammar & Punctuation	

Year 5	Target Achieved 2025
Numeracy	
Writing	
Reading	
Spelling	
Grammar & Punctuation	

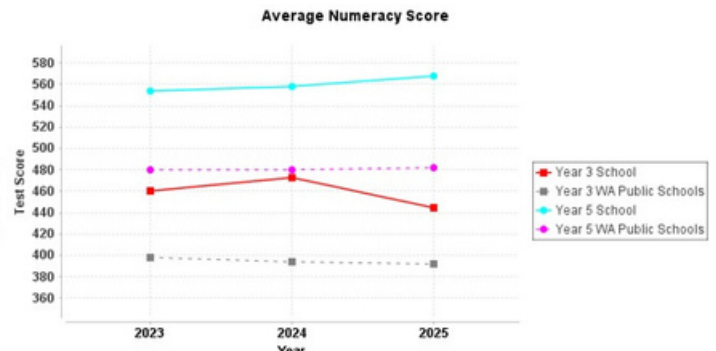
Above like school mean
Slightly below like school mean
Well below like school mean

We are delighted with our 2025 NAPLAN results. The graphs below show student achievement in Year 3 and 5 against both our 'Like School Mean' and the 'WA Public School Mean'. Our students achieved above or close to our 'Like School' mean which is always pleasing. We know the programs we have in place, the teaching practices we have embedded and the curriculum we are teaching are all adding value to our students' progress and achievement. Our progress was acknowledged by SCSA as outstanding and we are proud of these results.

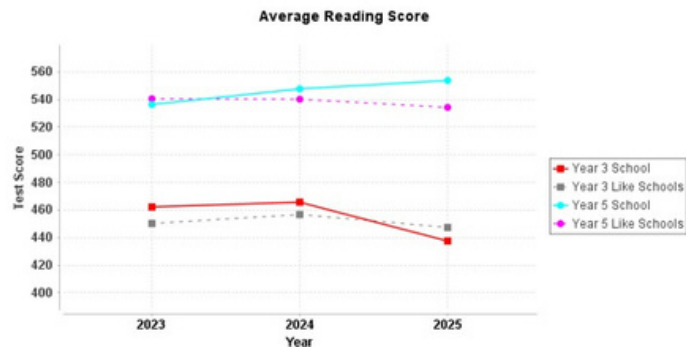
Compared to socio-economically 'Like Schools'



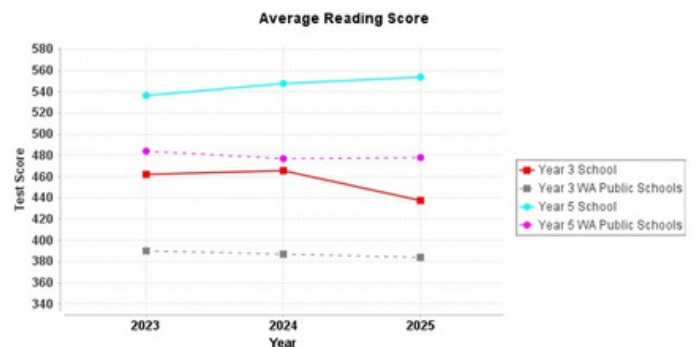
Compared to WA Public Schools



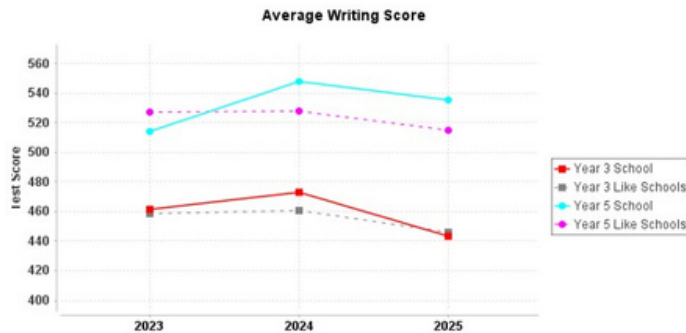
Compared to socio-economically 'Like Schools'



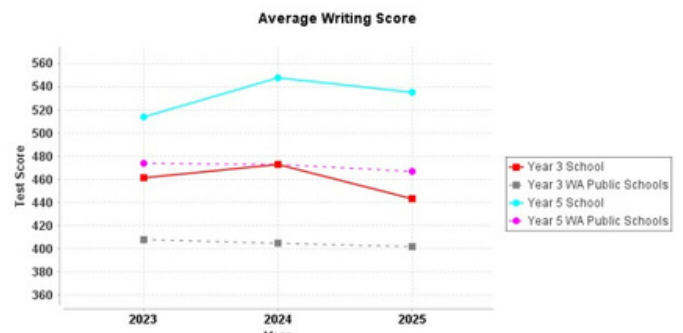
Compared to WA Public Schools



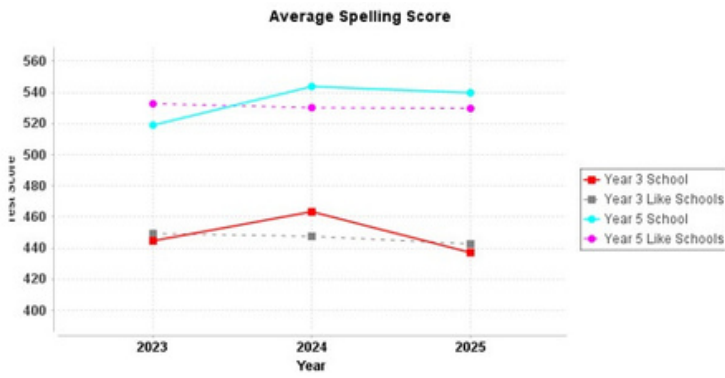
Compared to socio-economically 'Like Schools'



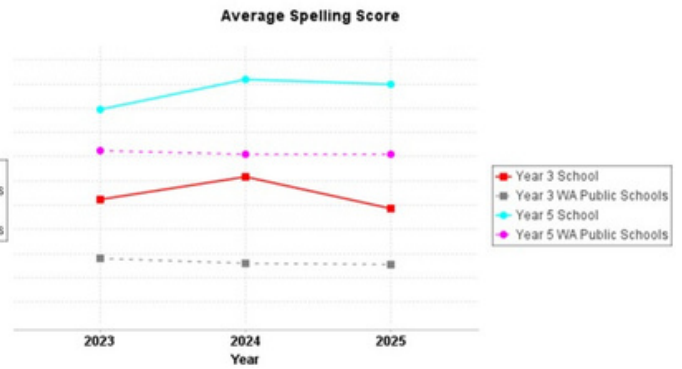
Compared to WA Public Schools



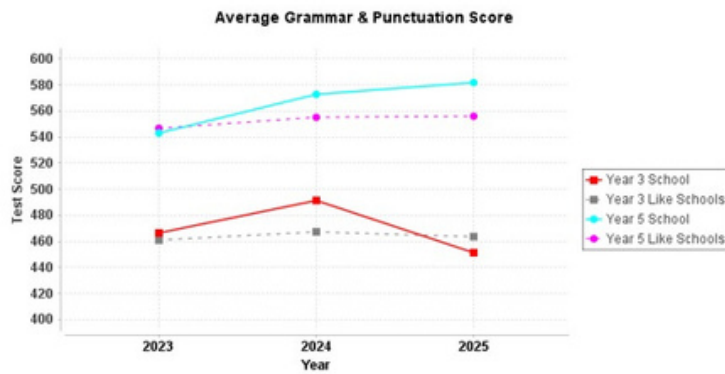
Compared to socio-economically 'Like Schools'



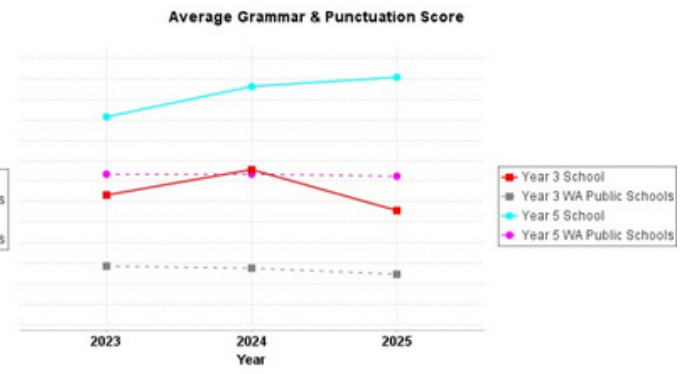
Compared to WA Public Schools



Compared to socio-economically 'Like Schools'



Compared to WA Public Schools

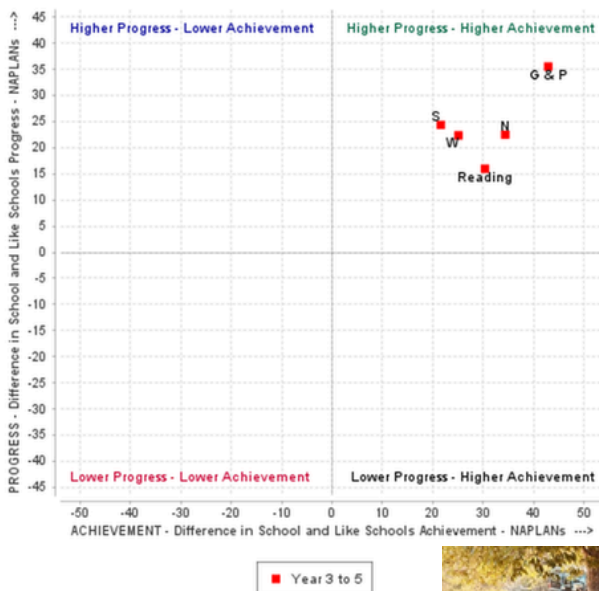


In 2025.....

- Continued a targeted intervention program in Literacy in Years 1 and 2 using the Sounds Write program.
- All staff completed Teach Well training in 2025, a substantial investment to ensure best practice from K-6.
- Continue to use a case management approach for students at education risk and English as a Second Language.
- Continued implementation of Pocket Rockets and Home Reading Program.
- Use school psychologist and external agencies to support further intervention.

Student Progress and Achievement Compared with Like Schools

NAPLAN Year 3 2023 to Year 5 2025



This graph shows the progress and achievement from year 3 to year 5 when compared to our like schools. Jolimont students performed well to sit in the High progress and high achievement quadrant.



## ENROLMENTS AND CHARACTERISTICS

The number of enrolments at the end of 2025 Semester Two are as follows:

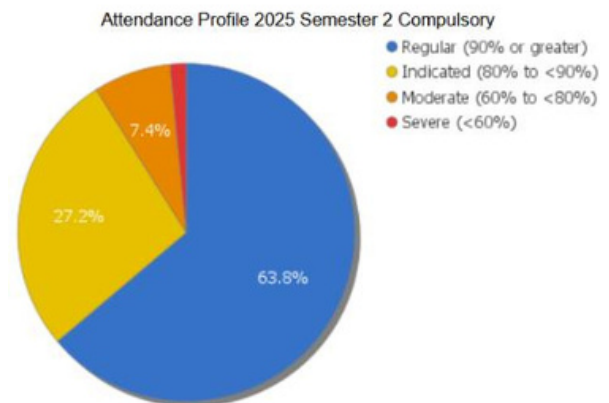
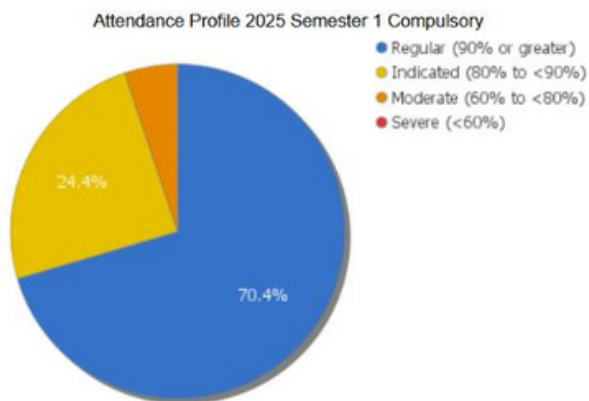
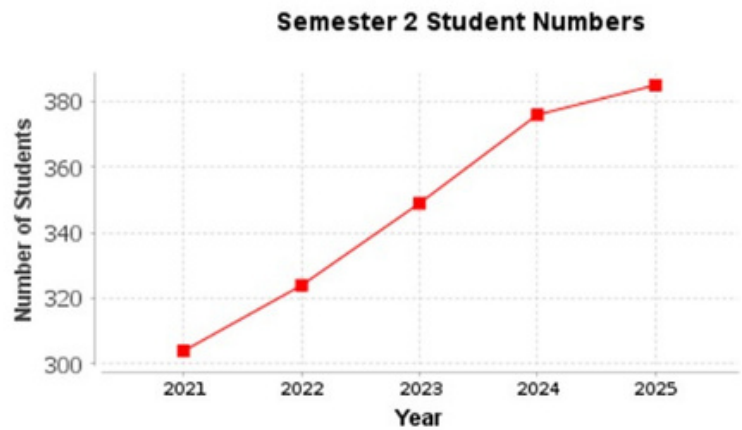
Once again, we note an increase in numbers from census and an increase amongst the diversity of our student population, with more students for whom English is a second language or dialect (EAL/D).

## ATTENDANCE

The Semester One authorised attendance average was 94% and Semester Two authorised attendance rate of 93% in the compulsory years. Our attendance rate is higher than the state average. The difference between semesters is due to families taking extended overseas holidays during school time and the cold and flu season in July/August.

Kindy	36	Year 3	60
PP	41	Year 4	72
Year 1	54	Year 5	62
Year 2	48	Year 6	48

2022	2023	2024	2025
324	349	376	385



## YEAR 6 DESTINATION SCHOOLS

Depending on where our students live, within our catchment, the destination feeder high schools can be Shenton College, Churchlands SHS and Bob Hawke College. We work closely with these schools to ensure our students are well prepared for the transition to Year 7.

Destination School	Number of Students
Shenton College	32
Bob Hawke College	3
Churchlands Senior High School	1
Perth Modern School	2
Scoth College	1
John XXIII College	3
Aranmore Catholic College	1
St Marys Girls School	1

## NATIONAL SCHOOLS' OPINION SURVEY

Jolimont PS undertakes a bi-annual school survey, and the graph below represents 2025 data from parents. We are delighted with these results, which show all areas are above a 4 out of 5 rating and meeting our Business Plan Performance Indicators. Pleasingly, there is improvement in every aspect of this survey from 2023 to 2025 results.

